

The Role of Epigenetics in Cancer: Mechanisms and Therapeutic Potential

**¹Dr Venkateswarlu B*

**¹Assistant Professor, Computer Science and Engineering*

Koneru Lakshmaiah Education Foundation, Green Fields, Vaddeswaram, Andhra Pradesh, India.

Email: bvenki289@gmail.coms

ABSTRACT:

The study of epigenetics investigates heritable modifications for gene expression as well as cellular phenotype although these modifications do not change the base sequence of DNA. Present-day cancer research studies have shown that epigenetic modifications play an essential part in developing cancer and causing its advancement while creating challenges to treatment effectiveness. This paper studies epigenetic modification mechanisms active in cancer cells through DNA methylation and histone modification and noncoding RNA effects on cancer therapy possibilities. This text analyzes the therapeutic value of epigenetic modification-focused cancer cell treatments while examining new pharmacological treatments during clinical trials. Current research demonstrates that epigenetic therapy shows considerable potential as a therapeutic choice in cancer care. The research presents a detailed synthesis of modern scientific research on epigenetic modifications in cancer cells together with their potential therapeutic value.

Keywords: Epigenetics, Cancer, DNA Methylation, Histone Modifications, Non-Coding RNAs, Epigenetic Therapy, Gene Expression, Cancer Therapy, Drug Development

Received Date: 5 July 2025; **Accepted Date:** 15 July 2025; **Published Date:** 20 July 2025

This is an open-access article distributed under the terms of the Creative Commons Attribution 4.0 International License (CC BY 4.0), which permits unrestricted use, distribution, and reproduction in any medium, provided the original author(s) and the source are properly cited.

I. Introduction

Worldwide cancer continues to rank among the primary agents leading to human fatalities. Recent studies have shown that epigenetic modifications surpass genetic mutations in their role towards tumorigenesis despite genetic mutations previously being associated with cancer onset. Epigenetic changes differ from genetic mutations because these modifications prove reversible while both genetic mutations and environmental influences as well as

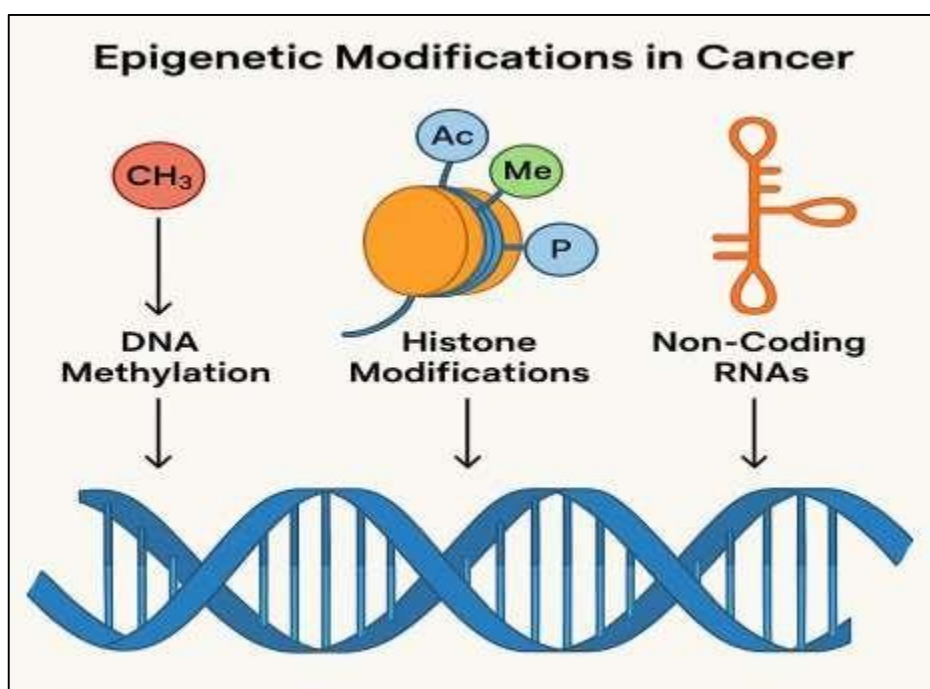
lifestyle choices determine their outcome. Teaching how epigenetic changes occur in tumors has created fresh approaches for therapeutic advancement which provides better targeted treatments. The research evaluates scientific understanding about epigenetic transformations during cancer development together with analysis on therapeutic possibilities through epigenetic modulation.

Background of the Study

The uncontrolled cellular proliferation of cancer develops from genetic deformations which produce abnormal signally networks. DNA and histone modifications through chemical processes function as a mechanism to control gene expression yet they do not modify genetic base pair information. DNA methylation together with histone modification as well as non-coding RNA regulation compose the epigenetic changes. The widespread nature of

epigenetic modifications facilitates genes to either begin or cease their activity and helps sustain the identity of cells. The modifications occurring in cancer cells frequently tend to activate oncogenes and silence tumor suppressor genes thereby facilitating cancer development. Our modern comprehension of epigenomic processes now demonstrates its key function in creating resistance to cancer treatment and leading to its recurrence.

Figure 1: Schematic Diagram of Epigenetic Modifications in Cancer



Justification

Increased research interest now explores epigenetics in cancer because of its treatment advantages. Epigenetic therapies show a different approach from genetic mutation-focused traditional therapies since they focus on turning back pathological gene expression patterns seen in cancer cells. Scientific research of the epigenetic mechanisms points toward new possibilities for personalized cancer treatment strategies that deliver superior and safer therapeutic options. The pharmaceutical industry regards epigenetic modifications as attractive drug targets because these modifications are reversible.

Objectives of the Study

- An investigation into how cancer drives epigenetic modification processes takes place.
- The research evaluates epigenetic treatment therapies for cancer.
- The evaluation of existing obstacles and clinical boundaries which affect the practical application of epigenetic therapy.
- Research proposals will be examined for future work in cancer epigenetics field.

Literature Review

Various epigenetic modifications that arise in cancer cells involve DNA methylation together with histone modifications, while non-coding RNAs function as active participants in the process. The addition of methyl groups to cytosine bases within CpG islands normally silences gene expression (Baylin & Jones, 2011). DNA methylation, combined with acetylation, methylation, and phosphorylation of histones, controls both chromatin arrangement and gene expression activities (Jones & Baylin, 2002). The gene-expression controls provided by non-

coding RNAs, particularly microRNAs, have been proven essential for cancer-related cellular pathways (Snyder et al., 2018). Research demonstrates that abnormal patterns of DNA methylation, together with histone modifications, frequently occur in multiple cancer types including breast, colorectal, and lung cancers (Esteller, 2008). Studies show that epigenetic modifications affect how cells respond to drugs, thus becoming vital determining elements in cancer medicinal approaches (Szyf & Weaver, 2009).

Table 1: Epigenetic Modifications and Their Role in Cancer

Modification Type	Mechanism	Impact on Cancer	Examples
DNA Methylation	Addition of methyl groups to cytosine bases	Gene silencing, tumor suppressor gene inactivation	Hypermethylation of p16INK4a, RASSF1A
Histone Modifications	Acetylation, methylation, phosphorylation	Changes in chromatin structure and gene expression	Histone deacetylase (HDAC) inhibitors, EZH2 methylation
Non-coding RNAs	MicroRNAs and long non-coding RNAs	Post-transcriptional regulation of gene expression	miR-21, lncRNA HOTAIR, miR-200

Figure 2: DNA Methylation and Its Impact on Tumor Suppressor Genes

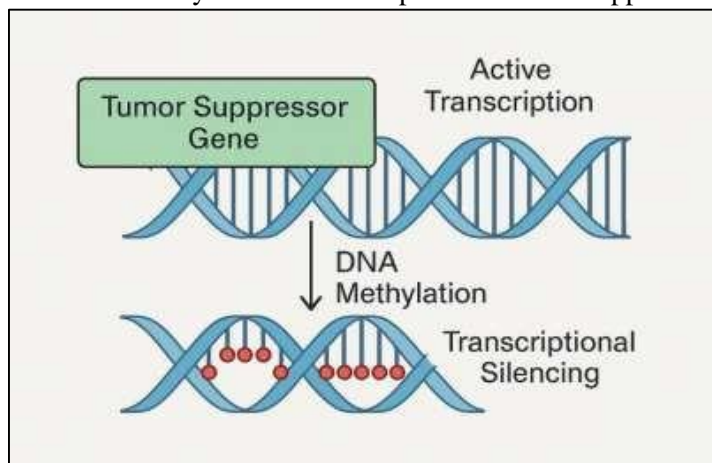
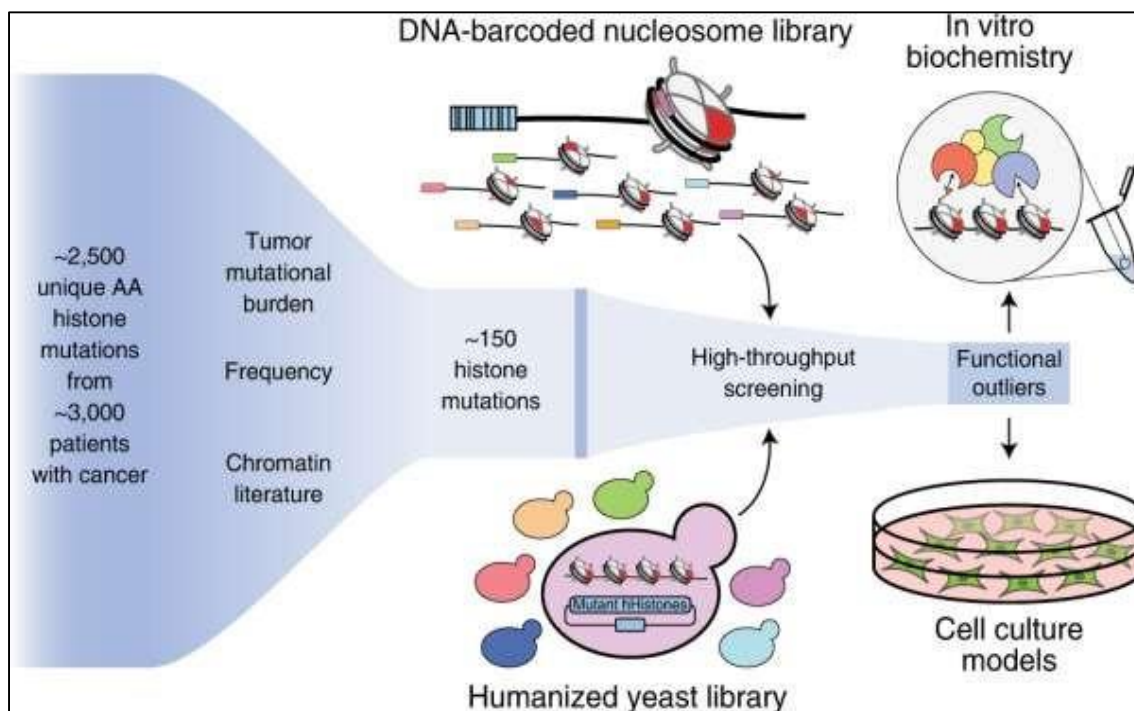


Figure 3: Histone Modifications and Chromatin Remodeling in Cancer



A group of epigenetic drugs, including DNA methyltransferase inhibitors (5-aza-2'-deoxycytidine among them) and histone deacetylase inhibitors (vorinostat is one such example), has shown promise in clinical trials, but their use remains restricted by drug-related toxicities and unwanted side effects (Prasad & Sharma, 2015). Medical research explores how non-coding RNA molecules function in cancer therapy resistance mechanisms, while microRNAs attract specific investigation for their ability to reestablish normal gene expression patterns in cancer cells (Liu et al., 2020).

Material and Methodology

A systematic review serves as the basis for this research to examine up-to-date literature about epigenetics in cancer. The analysis features research published in professional scholarly publications between 2000 until Nowadays. The research searched these databases using combination keywords about epigenetics and cancer. The reviewed studies analyzed epigenetic modifications

in multiple cancer types alongside their possible treatment uses. The research review included preclinical analyses together with clinical assessments to create a detailed knowledge base regarding the field.

Methodology Clarification

The research team retrieved all data from peer-reviewed literature publications. The research included experimental models and clinical trials along with human sample studies for achieving balanced results. The researchers reviewed studies that dissected both basic epigenetic control systems in cancer alongside potential treatments which use epigenetic modifications. All medical trial participants required ethical approval following the established international research protocols. The review included studies that showed detailed methodology together with substantial findings and which were reported in prestigious journals.

Results and Discussion

New research indicates that cancer develops and advances through epigenetic modifications in the cells. The development of cancer is promoted through two oncogenic DNA methylation changes that both affect tumor-suppressor gene hypermethylation and oncogene hypomethylation. The regulatory function

of gene expression in cancer cells depends heavily on histone modifications especially the enzyme interactions with acetylation and methylation patterns. Non-coding RNAs function as essential gene expression regulators in cancer cells because their abnormal patterns are a hallmark of tumorigenesis and metastasis.

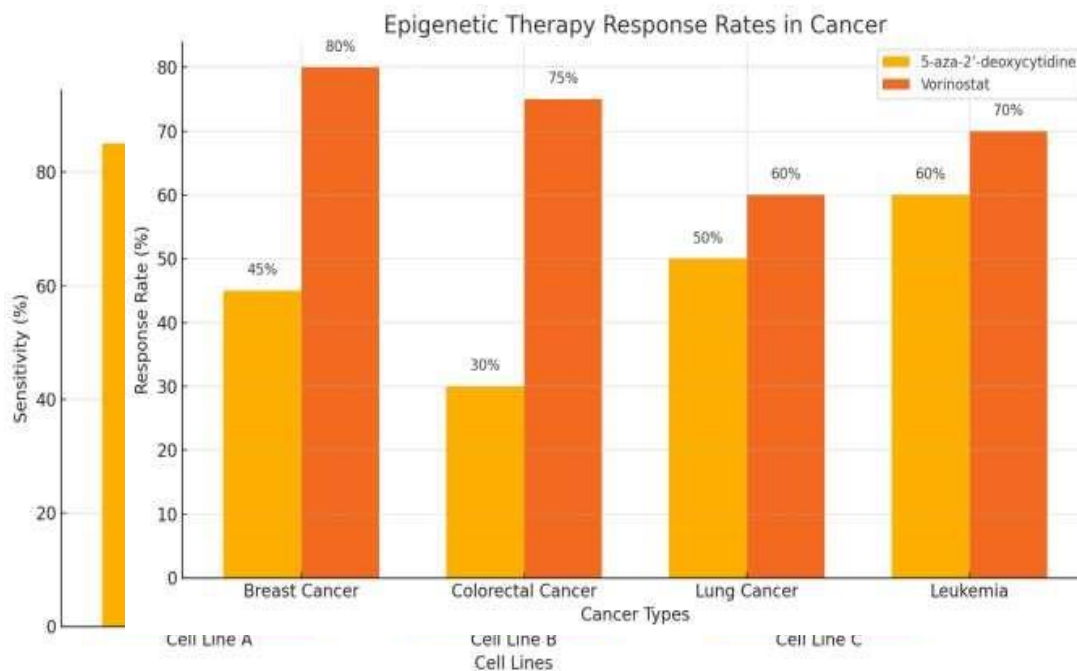


Figure 4: Mechanisms of Cancer Drug Resistance Due to Epigenetic Changes

DNA methyltransferase inhibitors and histone deacetylase inhibitors demonstrated encouraging results during preclinical analysis and initial clinical trials phase. Current treatment approaches deal with several side effects and produce partial treatment benefits. Recent investigators are using small molecules as specific epigenetic regulator targets to develop more advanced epigenetic therapeutic methods with better performance and precision.

Limitations of the Study

This study has a limitation because it depends on existing literature yet these sources might include data gaps and unwritten information. The numerous complexity levels found within the epigenome together with abundant cancer types prove difficult

for reaching universal conclusions regarding therapeutic interventions. The translation process for epigenetic therapies into clinical practice is slow due to limited application in patient care because of toxicity issues and resistance factors. Cancer diversity alongside the diverse nature of epigenetic regulation creates obstacles for creating widely effective epigenetic therapy solutions.

Future Scope

The field of cancer epigenetics needs to advance specific epigenetic drug development to reduce unintended therapeutic outcomes. Single-cell RNA sequencing advancements combined with genomic and transcriptomic technologies provide researchers with more detailed knowledge about individual

cancer cell epigenetic modifications. Future investigations should focus on studying non-coding RNAs and their therapeutic value because they offer promising discoveries for medical research. Combining therapeutic approaches between genetic mutation-targeting methods with epigenetic modification-targeting approaches would create better cancer treatment possibilities for patients.

Acknowledgments

The studies discussed in this paper benefited from essential research conducted by multiple teams

Ethical Considerations

The research paper incorporates informative material from human and animal-centered investigations which abide by IRB-established ethical guidelines during the review of all conducted

Conclusion

Epigenetics operates as a vital component that determines how cancer develops as well as its evolution. Plus points regarding epigenetic modification reversibility permit practitioners to develop new therapeutic options. New epigenetic treatment approaches demonstrate potential to defeat

References:

1. Baylin, S. B., & Jones, P. A. (2011). Epigenetic determinants of cancer. *Nature Reviews Cancer*, 11(11), 725-731. <https://doi.org/10.1038/nrc3070>
2. Jones, P. A., & Baylin, S. B. (2002). The fundamental role of epigenetic events in cancer. *Nature Reviews Genetics*, 3(6), 415-428. <https://doi.org/10.1038/nrg816>
3. Esteller, M. (2008). Epigenetics in cancer. *The New England Journal of Medicine*, 358(11), 1148-1159. <https://doi.org/10.1056/NEJMra072067>
4. Szyf, M., & Weaver, I. C. (2009). Epigenetics, behavior, and the environment: Lessons from the mother-offspring interface. *Journal of Psychiatric Research*, 43(9), 1002-1015.

which led to advancements in theory and techniques. The authors are grateful to funding organizations that funded cancer research and made possible key resources for advancing our comprehension of epigenetics in oncology.

Conflict of Interest Statement

The authors have no interests that would affect the publication of this paper.

studies. The review included human studies which received human participant consent with their participation and animal studies that followed appropriate institutional animal care committee protocols.

cancer therapy resistance even though medical practitioners face obstacles when applying epigenetic discoveries to clinical settings. Additional research must be conducted to grasp the intricate processes of epigenetic regulation while developing the most suitable personalized therapeutic approaches against cancer.

5. <https://doi.org/10.1016/j.jpsychires.2009.03.002>
6. Prasad, M., & Sharma, A. (2015). Epigenetic therapies in cancer: Advances and challenges. *Oncology Reports*, 34(3), 1303-1311. <https://doi.org/10.3892/or.2015.4052>
7. Liu, L., Zhang, W., & Zhou, H. (2020). MicroRNAs in cancer therapy resistance: From mechanisms to therapeutic implications. *Biochimica et Biophysica Acta (BBA) - Reviews on Cancer*, 1874(2), 188517. <https://doi.org/10.1016/j.bbcan.2019.188517>
8. Zhao, Y., & Zhang, L. (2019). Histone modifications and their role in cancer. *Molecular Cancer*, 18(1),
9. [77. https://doi.org/10.1186/s12943-019-1001-z](https://doi.org/10.1186/s12943-019-1001-z)

10. Timp, W., & Feinberg, A. P. (2013). Cancer as a dysregulated epigenome. *Cancer Research*, 73(16), 5309-5314. <https://doi.org/10.1158/0008-5472.CAN-13-1716>
11. Rojas, L. A., & Gutiérrez, M. A. (2017). DNA methylation in cancer: Insights into the molecular mechanisms and therapeutic potential. *Biology*, 6(2), 42. <https://doi.org/10.3390/biology6020042>
12. Zhang, X., & Zhang, Q. (2018). The role of DNA methylation in the pathogenesis of cancer: Implications for targeted therapy. *Journal of Cancer Research and Clinical Oncology*, 144(7), 1203- 1212. <https://doi.org/10.1007/s00432-018-2645-4>